

## Push-in fittings QSM, mini

**FESTO**



Festo Core Range  
Solves the majority of your automation tasks

Worldwide:  
Simply good:  
Fast:

Quickest delivery – wherever, whenever  
Expected high Festo quality  
Easy and fast to select

With the Festo Core Range, we have selected the most important products and functions from our broad product catalogue, and added the quickest delivery.

The Core Range offers you the best value for your automation tasks.

Just look  
for the  
star!

## Key features

### Application



Choosing the right fitting is effortless. With a system that includes well over 1000 types of standard and function fittings, Festo offers the right solution for every connection.

### Overview of tubing/fitting combinations

Applications	Fitting	Tubing	Description
Standard	QS(M)	PUN-H	Maximum flexibility in standard applications thanks to an extremely wide range of options for combining the different types.
	QS(M)	PEN	Suitable for a wide range of tasks and attractively priced. Flexible thanks to highly resistant materials, easy to install thanks to optimised bending radii. High level of abrasion resistance in dynamic applications.
	QS(M)	PAN	Meets all requirements, even for standard applications with increased pressure and temperature ranges.
High pressures	NPQM	PAN-MF	Meets DIN standard 73378: ideal for use in mobile pneumatics. Suitable for increased temperature ranges combined with high pressure ranges.
	NPQH	PAN-R	Powerful in pressure ranges up to 20 bar, for example in applications with the pressure booster DPA.
Resistant to chemicals, food-safe and hydrolysis-resistant	NPQP	PLN	Resistant to cleaning agents, FDA-compliant and economical. Can be used instead of the combination with stainless steel fittings.
	NPKA	PUN-H	Hydrolysis-resistant and suitable for water applications. Combination suitable for use in clean rooms, FDA-compliant and corrosion-resistant because it's 100% polymer. Very easy to install with the "one click principle".
	NPQH	PFAN/PTFEN	For high temperatures up to 150°C. Food-safe, FDA-compliant and resistant to cleaning agents.
	NPCK	PFAN/PTFEN	Easy to clean thanks to the union nut's edge-free design. Maximum corrosion resistance (CRC 4) and FDA-compliant. Suitable for a wide range of media.
	CRQS	PFAN/PTFEN	Maximum corrosion resistance (CRC 4) and maximum resistance to aggressive acids and alkalis.
Resistant to chemicals and hydrolysis	NPQR	PFAN/PTFEN	Optimised design, fewer edges where dirt can collect – all at an attractive price. For high temperatures up to 150°C. Pressure range up to 16 bar. Maximum corrosion resistance (CRC 4).
Antistatic	NPQM	PUN-CM	Antistatic tubing plus solid metal fitting: maximum protection for electric and electronic components.
Flame-retardant	NPQM	PUN-V0	Very safe in areas where there is a risk of fire with its flame-retardant properties. The tubing has been tested to DIN 5510-2.
Resistant to welding spatter	NPQH	PUN-V0-C	Ideal for applications involving welding spatter. Reliable thanks to a tubing wall thickness of 2 mm for all diameters.
	QS-V0	PAN-V0	Safe even in the close vicinity of welding spatter with the double-walled tubing with special fitting.

## Key features

### Push-in fittings – product range

QSM, mini

Datasheets → Internet: qsm



Miniature push-in fittings for maximum component density in confined spaces. For pneumatic applications with a temperature range up to 80°C and a pressure range up to 14 bar. Tubing O.D. 2, 3, 4 and 6 mm with connecting threads M3, M5, M6, M7, R1/8 and G1/8.

QS, standard

Datasheets → Internet: qs



Wide selection of push-in fittings for pneumatic applications with a temperature range up to 80°C and a pressure range up to 14 bar. Tubing O.D. 4, 6, 8, 10, 12, 16 and 22 mm with connecting threads R1/8 ... R1/2 and G1/8 ... G3/4.

CRQS, stainless steel

Datasheets → Internet: crqs



Stainless steel push-in fitting. Maximum corrosion resistance CRC 4 and chemical resistance with approval for use in the food and packaging industry. For pneumatic applications with a temperature range up to 120°C and a pressure range up to 10 bar. Tubing O.D. 4, 6, 8, 10, 12 and 16 mm with connecting threads M5 and R1/8 ... R1/2.

QS-V0, resistant to welding spatter

Datasheets → Internet: qs-v0



Flame-retardant push-in fitting for use in all areas where there is a risk of fire, for example welding systems in the automotive industry, and in the construction industry. For pneumatic applications with a temperature range up to 60°C and a pressure range up to 10 bar. Tubing O.D. 4, 6, 8, 10 and 12 mm with connecting thread R1/8 ... R1/2 and G1/8 ... G1/2.

NPQH

Datasheets → Internet: npqh



All metal push-in fitting made of chemically nickel-plated brass. High corrosion resistance CRC 3 and chemical resistance. For pneumatic applications with a temperature range up to 150°C and a pressure range up to 20 bar. Tubing O.D. 4, 6, 8, 10, 12 and 14 mm with connecting thread M5, M7 and G1/8 ... G1/2.

NPQM

Datasheets → Internet: npqm



Attractively priced metal push-in fitting for pneumatic applications with a temperature range up to 70°C and a pressure range up to 16 bar. Tubing O.D. 3, 4, 6, 8, 10, 12 and 14 mm with connecting thread M5, M7 and G1/8 ... G1/2.

NPQP

Datasheets → Internet: npqp



Polypropylene fitting for use in applications with extreme media influences. For pneumatic applications with a temperature range up to 60°C and a pressure range up to 10 bar. Tubing O.D. 4, 6, 8, 10 and 12 mm with connecting threads R1/8 ... R1/2.

NPQR, stainless steel

Datasheets → Internet: npqr



Stainless steel push-in fitting. Maximum corrosion resistance CRC 4 and chemical resistance. For pneumatic applications with a temperature range up to 150°C and a pressure range up to 16 bar. Tubing O.D. 4, 6, 8, 10 and 12 mm with connecting thread M5, M7 and G1/8 ... G1/2.

## Key features

### Functional push-in fittings – product range

QSK,  
push-in fitting, self-sealing

Datasheets → Internet: qsk



Push-in fitting that blocks the air flow after the tubing is disconnected. For pneumatic applications with a temperature range up to 60°C and a pressure range up to 14 bar.  
Tubing O.D. 4, 6, 8, 10 and 12 mm with connecting threads M5, R1/8 ... R1/2 and G1/8 ... G1/2.

QSR,  
push-in fitting, rotatable

Datasheets → Internet: qsr



Push-in fitting with swivel joint, rotatable 360°. The ball bearing enables rotating movements in the application up to max. 500 rpm. For pneumatic applications with a temperature range up to 60°C and a pressure range up to 14 bar.  
Tubing O.D. 4, 6, 8, 10 and 12 mm with connecting threads M5, R1/8 ... R1/2 and G1/8 ... G1/2.

### Quick connectors – product range

NPCK

Datasheets → Internet: npck



Stainless steel fitting for use in areas subject to intensive cleaning. Maximum level of corrosion resistance CRC 4. For pneumatic applications with a temperature range up to 120°C and a pressure range up to 12 bar.  
Tubing O.D. 4, 6, 8, 10 and 12 mm with connecting thread M5, M7 and G1/8 ... G3/8.

### Click fittings – product range

NPKA

Datasheets → Internet: npka



Plastic fitting for easy installation with one hand. Hydrolysis-resistant, FDA-compliant and easy to clean. For pneumatic applications with a temperature range up to 60°C and a pressure range up to 10 bar.  
Tubing O.D. of 6 mm with connecting thread G1/8.

### Simply "plug and work"

The stainless steel retaining claw holds the tubing securely without damaging its surface. Vibration and pressure surges are absorbed.

### Reliably connected

A nitrile rubber sealing ring guarantees a perfect seal between the standard O.D. tubing and the body of the fitting. The standard tubing combined with the Festo push-in connector is suitable for compressed air and vacuum.

### The captive seal

All brass parts of the push-in fittings from Festo have nickel-plated surfaces and are thus highly resistant to corrosion. The tapered ISO R threads have a self-sealing PTFE coating, which allows the fitting to be re-used up to five times without the need for additional sealing components.

### Rotatable

It can be rotated once it has been fitted.

## Key features

### Which fitting fits which thread?

#### Metric thread

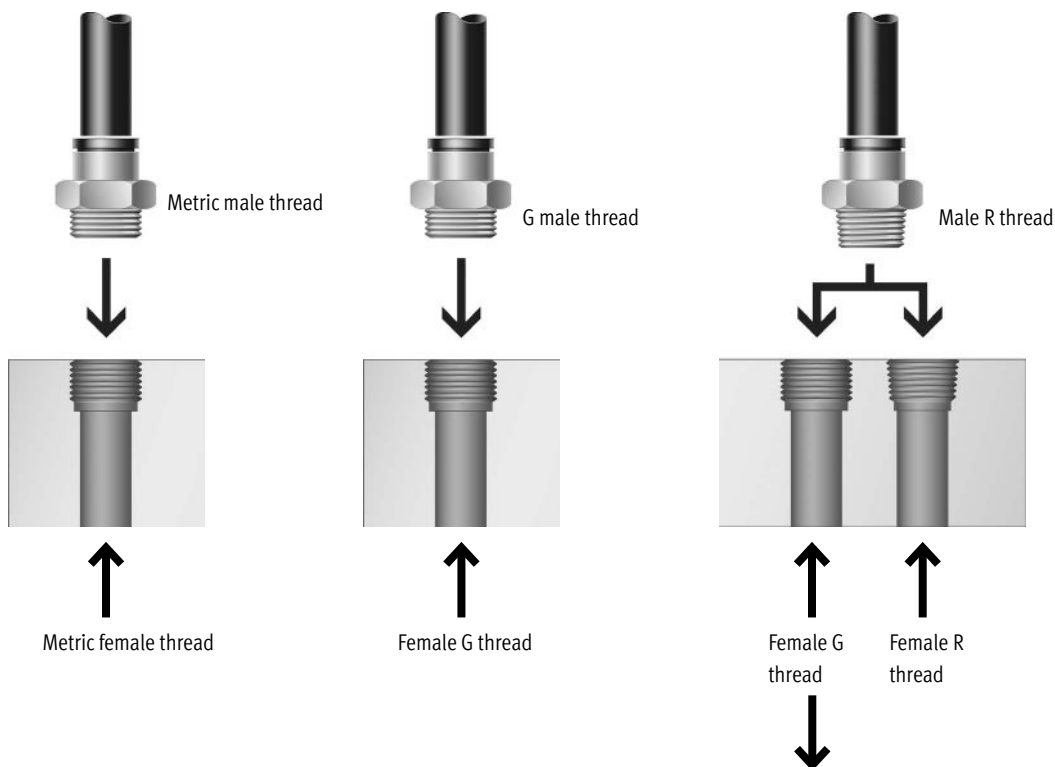
- Threads are comparable with G threads and are fitted as cylindrical metric thread
- Sealing is guaranteed as the O-ring sits in a groove that seals against the tube.


#### G thread to ISO 228-1


- Shorter thread
- Constant installation depth
- Replaceable sealing ring
- Sealing on front face
- Can be re-used a number of times thanks to replaceable sealing ring.

#### R thread to EN 10226-1 and ISO 7/1

- Self-sealing thread
- Sealing via coated threads
- No additional sealing surface required
- Smaller installation dimensions since there is no need for an offset for the sealing surface
- Can be reused up to 5 times.



 **Note**  
 If male R threads are combined with female G threads, leakage can occur if the female G thread was not manufactured cleanly or if it is not within permissible tolerances. In this case additional sealing, e.g. using a sealing band, is required.

 **Note**

All R threads are coated with a sealing material. This coating replaces the conventional sealing ring. Simply screw in the R thread by hand and tighten it by turning it 1 or 2 times using an open-ended spanner. The fitting can be reinstalled up to five times.

When screwing in R threads several times, you must make sure that the abraded particles from the sealing material coating cannot enter the compressed air system.

## Key features

### Fitting/removing the tubing

#### Mounting

The prerequisite for ensuring that the inside seal is securely held and protected against damage is that the tube is cut into straight lengths and deburred.

- 1) Insert tubing as far as the stop.  
It is important to ensure that the tubing is inserted into the inner seal. Depending on the tolerance between the tubing and the seal, the contact of the tubing with the seal may be wrongly interpreted as the stop.
- 2) Check that the tubing connection is secure by pulling gently on the tube.


#### Dismounting

- 1) The tubing can be detached easily by pressing and holding down the releasing ring. Carefully remove the tubing from the fitting.
- 2) Before re-using the tubing, remove the damaged part by cutting it off.

## Technical data

General technical data	
Design	Push-pull principle
Mounting position	Any
Type of seal on screwed trunnion	Sealing ring for M/G thread
	Coating for R thread
Nominal tightening torque [Nm]	0.48 ±55% for M3 male thread
	1.33 ±20% for M5 male thread
	3.55 ±20% for M7 male thread
	7 ±20% with G1/8 male thread
Tubing insertion depth <sup>1)</sup> [mm]	8.4 for tubing O.D. 2 mm
	9.5 for tubing O.D. 3 mm
	11.5 for tubing O.D. 4 mm
	12 for tubing O.D. 6 mm

1) The indicated tubing insertion depths are reference values and may vary slightly depending on the type.



### Note

When using push-in fittings with internal hex, ensure that the Allen key is not inserted too far into the fitting when tightening it, to prevent the risk of damage to components behind the fitting.

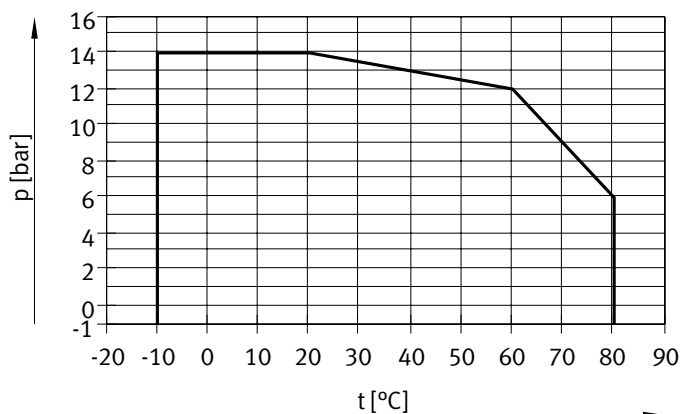
Operating and environmental conditions	
Operating pressure for entire temperature range [bar]	-0.95 ... +6
Temperature-dependent operating pressure [bar]	-0.95 ... +14 → graph
Operating medium	Compressed air to ISO 8573-1:2010 [7:-:-]
Note on the operating/pilot medium	Lubricated operation possible
Ambient temperature [°C]	-10 ... +80
Corrosion resistance class CRC <sup>2)</sup>	1
Maritime classification	See certificate <sup>1)</sup>

1) Additional information: [www.festo.com/catalogue/qsm](http://www.festo.com/catalogue/qsm) → Support/Downloads.

2) Corrosion resistance class CRC 1 to Festo standard FN 940070

Low corrosion stress. Dry internal application or transport and storage protection. Also applies to parts behind covers, in the non-visible interior area, or parts which are covered in the application (e.g. drive trunnions).

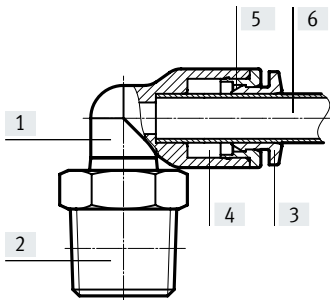
### Operating pressure p as a function of temperature t



## Technical data

### Materials

Sectional view



Type	QSM, mini
[1] Housing	Nickel-plated brass, PBT, anodised aluminium QSM-M3-3/4: Nickel-plated steel
[2] Screwed trunion	Nickel-plated brass M3: Nickel-plated steel
[3] Releasing ring	POM (colour: blue)
[4] Tubing seal	NBR
[5] Tube clamping segment	High-alloy stainless steel
[6] Plastic tubing, standard O.D.	PUN-H, PEN, PAN
[-] Nut (QSMS)	Nickel-plated brass
[-] Hollow bolt (QSMLV/QSMLLV)	Nickel-plated brass
Note on materials	RoHS-compliant

### Possible push-in fitting/tubing combinations













Thread	Tubing O.D. [mm]			
	2	3	4	6
M3	+	++	+	-
M5	+	+	++	+
M6	-	-	-	+
M7	-	-	+	++
M8	-	-	-	++
R1/8	-	-	+	++
G1/8	-	-	+	++

+ Possible thread/tubing O.D. combinations













++ Optimum thread/tubing O.D. combination (for the flow rate)





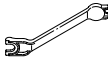
Product range overview

Design	Design	Type	Connection D1				Push-in sleeve $\varnothing$	Connection D2		→ Page/ Internet
			M thread	R thread	G thread	Tubing O.D.		Tubing O.D.		
Straight shape	<b>Push-in fitting – Male thread with external hex</b>									
		QSM	M3	–	–	–	–	2, 3, 4	12	
			M5					2, 3, 4, 6		
			M6					6		
		QSM	–	R1/8	G1/8	–	–	4, 6	12	
	<b>Push-in fitting – Male thread with internal hex</b>									
		QSM-...-I	M3	–	–	–	–	2, 3, 4	13	
			M5					3, 4, 6		
			M7					R1/8		G1/8
	<b>Push-in fitting – Male thread with internal hex, round releasing ring</b>									
		QSM-...-I-R	M3	–	–	–	–	3, 4	14	
			M5					3, 4, 6		
			M7					6		
	<b>Push-in fitting – Female thread with external hex</b>									
		QSMF	M3	–	–	–	–	3, 4	15	
			M5					3, 4		
	<b>Push-in fitting – Male thread with internal hex</b>									
		QSMF	M6x0.75	–	–	–	–	4	15	
	M8x0.75		6							
	M8x1.25		6							
<b>Push-in connector</b>										
	QSM	–	–	–	–	–	3	16		
							4			
							6			
	QSM Reducing	–	–	–	–	–	3	16		
							4			
							6		2	
							3			
							4			
<b>Push-in bulkhead connector</b>										
	QSMS	–	–	–	–	–	3	16		
							4			
							6			
<b>Push-in cap</b>										
	QSMC	–	–	–	3	–	–	17		
<b>Push-in connector with push-in sleeve</b>										
	QSM-...-H	–	–	–	–	–	3	17		
							4			
							6		2	
							3			
							4			
<b>Blanking plug</b>										
	QSMC-...H	–	–	–	–	–	2	17		
							3			

Product range overview

Design	Design	Type	Connection D1				Push-in sleeve ∅	Connection D2		→ Page/ Internet
			M thread	R thread	G thread	Tubing O.D.		Tubing O.D.		
L-shape	<b>Push-in L-fitting – Male thread with external hex, rotatable</b>									
		QSML	M3	–	–	–	–	2, 3, 4		18
			M5					2, 3, 4, 6		
			M7	R1/8				G1/8	4, 6	
	<b>Push-in L-fitting, long – Male thread with external hex, rotatable</b>									
		QSMLL	M3	–	–	–	–	2, 3, 4		19
			M5					2, 3, 4, 6		
			M7	R1/8				G1/8	4, 6	
	<b>Push-in L-fitting – Male thread with internal hex, rotatable</b>									
		QSMLV-...-1	M5	–	–	–	–	3, 4		20
			M7					4, 6		
	<b>Push-in L-fitting, long – Male thread with internal hex, rotatable</b>									
	QSMLLV-...-1	M5	–	–	–	–	3, 4		20	
		M7					4, 6			
<b>Push-in L-connector</b>										
	QSML	–	–	–	–	–	–	–	21	
										3
										4
	6									
<b>Push-in L-connector with push-in sleeve</b>										
	QSML-...H	–	–	–	–	–	3	3	21	
							4	4		
							6	6		
	QSML-...H Reducing	–	–	–	–	–	4	3	21	
							6	4		
T-shape	<b>Push-in T-fitting – Male thread with external hex, rotatable</b>									
		QSMT	M3	–	–	–	–	3, 4		22
			M5					3, 4, 6		
			–	R1/8				G1/8	4, 6	
		QSMTL	M3	–	–	–	–	3, 4		23
			M5					3, 4, 6		
			–	R1/8				G1/8	4, 6	
	<b>Push-in T-connector</b>									
	QSMT	–	–	–	–	–	–	–	24	
										2
										3
										4
	6									
	QSMT Reducing	–	–	–	–	–	–	–	24	
										4
	6	4								
X shape	<b>Push-in X-connector</b>									
		QSMX	–	–	–	–	–	–	–	25
	4									
	6									

Product range overview

Design	Design	Type	Connection D1					Push-in sleeve $\varnothing$	Connection D2	→ Page/ Internet
			M thread	R thread	G thread	Tubing O.D.	Tubing O.D.			
Y-shape	<b>Push-in Y-connector</b>									
		QSMY	-	-	-	2	-	2	25	
			3							
			4							
			6							
		QSMY Reducing	-	-	-	4	-	3	25	
6			4							
Releasing tool	<b>Quick-out releasing tool for push-in connections</b>									
		QSO								26

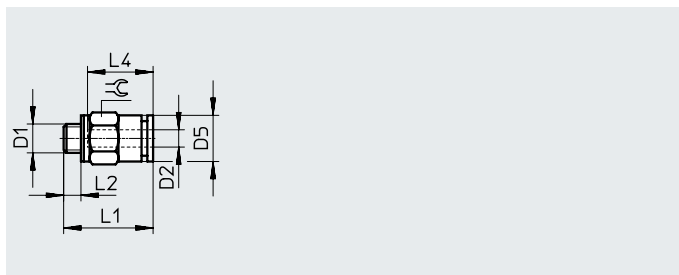
## Datasheet

### Push-in fitting QSM

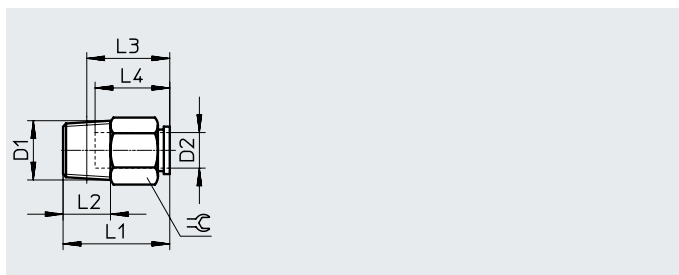
Male thread with external hex




M thread



R thread



G thread



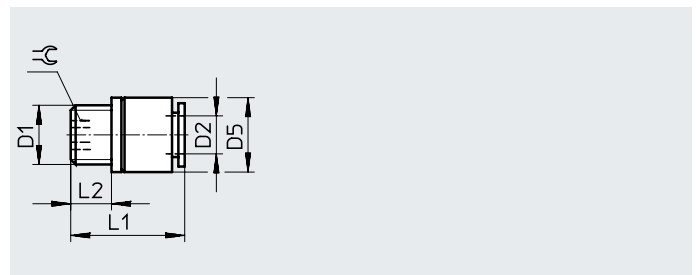
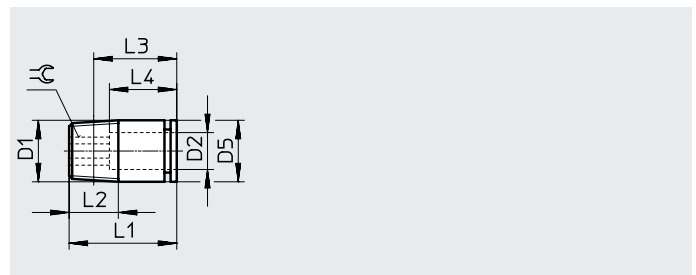
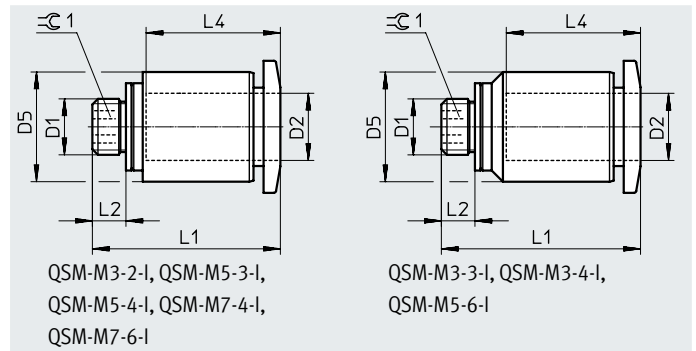
#### Dimensions and ordering data

Pneumatic connection		Nominal width [mm]	Dimensions [mm]							Weight/ piece [g]	Part no.	Type	Pc. <sup>1)</sup>
Male thread D1	For tubing O.D. D2		D5	L1	L2	L3	L4	⌀					
<b>Metric thread with sealing ring</b>													
M3	2	0.9	4.8	12.1	2.5	–	8.4	5	1	133027	QSM-M3-2	10	
	3		7	13.3	2.5	–	9.6	5.5	1.1	153301	QSM-M3-3	10	
	4	1.1	9.8	15.7	2.5	–	11.5	8	2.4	★ 153303	QSM-M3-4	10	
										130776	QSM-M3-4-100	100	
M5	2	1.1	4.8	11.8	3	–	8.4	7	2.2	133028	QSM-M5-2	10	
	3	2	9.8	16.2	3	–	11.5	8	3.4	153302	QSM-M5-3	10	
										130777	QSM-M5-3-100	100	
	4	2.2	9.8	16.2	3	–	11.5	8	3.2	★ 153304	QSM-M5-4	10	
										130778	QSM-M5-4-100	100	
6	2.1	11.8	17.3	3	–	12	10	4.5	★ 153306	QSM-M5-6	10		
										130779	QSM-M5-6-100	100	
M6	6	2.8	11.8	18	3.9	–	11.7	10	4.8	★ 132600	QSM-M6-6	10	
<b>R thread</b>													
R1/8	4	2.9	–	16	8	12	11.5	10	6	★ 153305	QSM-1/8-4	10	
										130755	QSM-1/8-4-100	100	
	6	4.5	–	18	8	14	12	10	6	★ 153307	QSM-1/8-6	10	
										130756	QSM-1/8-6-100	100	
<b>G thread with sealing ring</b>													
G1/8	4	2.9	–	16.4	5.1	–	–	13	9.4	★ 186264	QSM-G1/8-4	10	
	6	2.8	–	18.4	5.1	–	–	13	11	★ 186265	QSM-G1/8-6	10	

1) Pack size

# Datasheet

## Push-in fitting QSM-...-I Male thread with internal hex

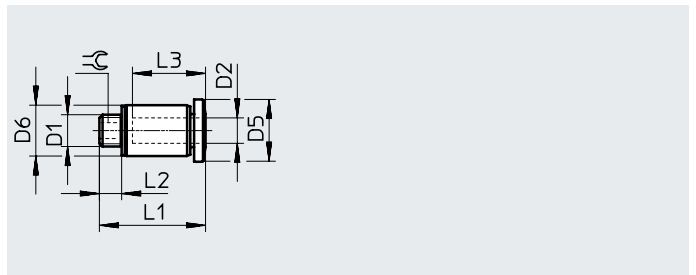


Dimensions and ordering data												
Pneumatic connection		Nominal width	Dimensions [mm]						Weight/ piece	Part no.	Type	Pc. <sup>1)</sup>
Male thread	For tubing O.D.		D5	L1	L2	L3	L4	⌀				
D1	D2	[mm]	∅						[g]			
<b>Metric thread with sealing ring</b>												
M3	2	1.1	5	12.1	2.5	-	8.4	1.3	0.8	133026	QSM-M3-2-I	10
	3	1.6	8	15.7	2.5	-	11.5	1.5	2.3	153312	QSM-M3-3-I	10
	4	1.5	8	15.7	2.5	-	11.5	1.5	2.2	★ 153314	QSM-M3-4-I	10
M5	3	1.9	8	16.2	3	-	11.5	2	3.2	153313	QSM-M5-3-I	10
	4	2.5	8	16.2	3	-	11.5	2.5	3	★ 153315	QSM-M5-4-I	10
	6	2.6	9.8	17.8	3	-	12	2.5	4.4	★ 153317	QSM-M5-6-I	10
M7	4	3.1	9.8	18.9	5.5	-	11.5	3	6	★ 153319	QSM-M7-4-I	10
										133006	QSM-M7-4-I-100	100
	6	4.1	9.8	20.9	5.5	-	12	4	6.4	★ 153321	QSM-M7-6-I	10
<b>R thread</b>												
R1/8	4	3.1	10	16.4	8	12.4	11.5	3	6.2	★ 153316	QSM-1/8-4-I	10
	6	4.1	10	18.2	8	14.2	12.5	4	5.6	★ 153318	QSM-1/8-6-I	10
<b>G thread with sealing ring</b>												
G1/8	4	3.1	13	16.4	5.1	-	-	3	8.9	★ 186266	QSM-G1/8-4-I	10
	6	4.1	13	18.4	5.1	-	-	4	9.5	★ 186267	QSM-G1/8-6-I	10

1) Pack size

## Datasheet

**Push-in fitting QSM-...-I-R**  
Male thread with internal hex  
Round releasing ring



### Dimensions and ordering data

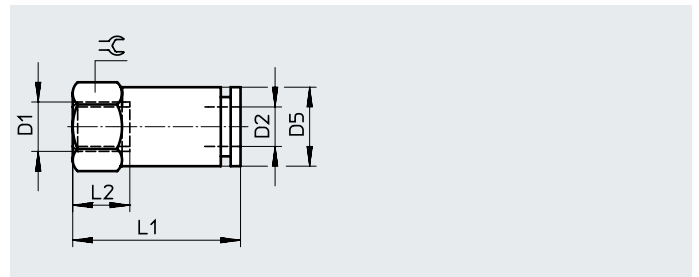
Pneumatic connection		Nominal width	Dimensions [mm]						Weight/ piece	Part no.	Type	Pc. <sup>1)</sup>
Male thread	For tubing O.D.		D5 ∅	D6 ∅	L1	L2	L3	≈				
D1	D2	[mm]						[g]				
<b>Metric thread with sealing ring, round releasing ring</b>												
M3	3	1.6	6	5.5	13.3	2.5	9.6	1.5	2.3	133001	QSM-M3-3-I-R	10
										132914	QSM-M3-3-I-R-100	100
	4	1.5	7.8	8	15.7	2.5	11.5	1.5	2.2	133002	QSM-M3-4-I-R	10
										132915	QSM-M3-4-I-R-100	100
M5	3	1.9	7.8	8	16.2	3	11.5	2	3.2	133003	QSM-M5-3-I-R	10
										132916	QSM-M5-3-I-R-100	100
	4	2.5	7.8	8	16.2	3	11.5	2.5	3	133004	QSM-M5-4-I-R	10
										132917	QSM-M5-4-I-R-100	100
	6	2.6	9.8	9.8	17.8	3	12	2.5	4.4	133005	QSM-M5-6-I-R	10
										132918	QSM-M5-6-I-R-100	100
M7	6	4.1	9.8	9.8	20.9	5.5	12	4	6.4	133007	QSM-M7-6-I-R	10
										132919	QSM-M7-6-I-R-100	100

1) Pack size

## Datasheet

### Push-in fitting QSMF

Female thread with external hex

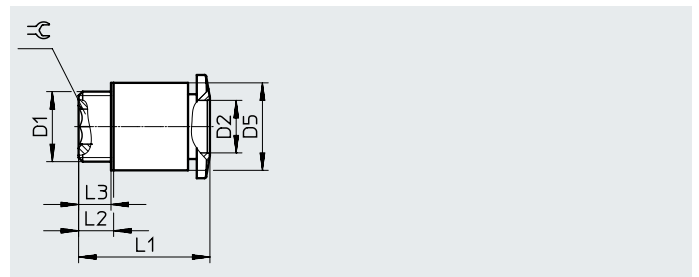


Dimensions and ordering data										
Pneumatic connection		Nominal width [mm]	Dimensions [mm]				Weight/ piece [g]	Part no.	Type	Pc. <sup>1)</sup>
Female thread	For tubing O.D.		D5 ∅	L1	L2	⌀				
D1	D2									
<b>Metric thread with sealing ring</b>										
M3	3	1.3	5.5	13.9	4.4	5.5	1.6	153308	QSMF-M3-3	10
	4	2.1	8	16	4.5	8	4.1	153310	QSMF-M3-4	10
M5	3	1.9	8	15.5	4.5	8	4.3	153309	QSMF-M5-3	10
	4	1.8	8	18.2	4.5	8	4.5	153311	QSMF-M5-4	10

1) Pack size

### Push-in fitting QSMP

Male thread with internal hex

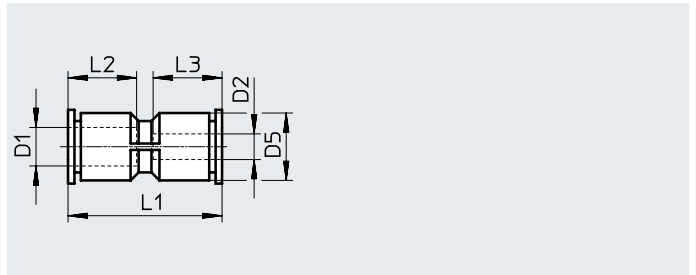


Dimensions and ordering data										
Pneumatic connection		Nominal width [mm]	Dimensions [mm]				Weight/ piece [g]	Part no.	Type	Pc. <sup>1)</sup>
Male thread	For tubing O.D.		D5 ∅	L1	L2	L3				
D1	D2									
<b>Metric thread with sealing ring</b>										
M6x0.75	4	2.5	8	14.6	3.5	3	2.5	153320	QSMP-M6X0.75-4	10
M8x0.75	6	4	10	15.1	4	3.4	4	153322	QSMP-M8X0.75-6	10
M8x1.25	6	4	10	19.1	7	6.4	4	154434	QSMP-M8X1.25-6	10

1) Pack size

## Datasheet

### Push-in connector QSM

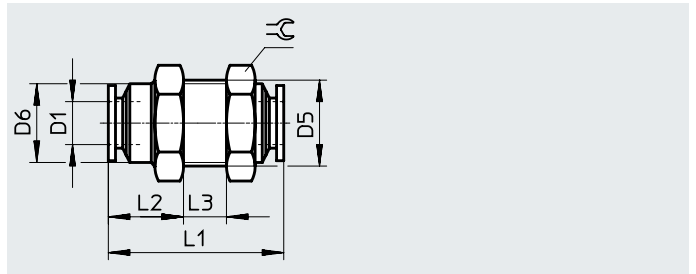


#### Dimensions and ordering data

Pneumatic connection		Nominal width [mm]	Dimensions [mm]				Weight/ piece [g]	Part no.	Type	Pc. <sup>1)</sup>
For tubing O.D. D1	For tubing O.D. D2		D5 ∅	L1	L2	L3				
3	3	1.9	6	20	9.5	9.5	1.5	153323	QSM-3	10
								130757	QSM-3-100	100
4	4	2.6	8	23.5	11.5	11.5	2	★ 153324	QSM-4	10
								130758	QSM-4-100	100
6	6	3.7	10.5	25	12	12	4	★ 153325	QSM-6	10
								130759	QSM-6-100	100
<b>Reducing</b>										
3	2	1.1	6	19.1	9.3	8.4	1	133029	QSM-3-2	10
4	3	1.7	8	23.9	11.6	11.6	2.1	★ 153326	QSM-4-3	10
								130760	QSM-4-3-100	100
6	4	2.7	10.4	24.9	11.6	11.6	3	★ 153327	QSM-6-4	10
								130761	QSM-6-4-100	100

1) Pack size

### Push-in bulkhead connector QSMS



#### Dimensions and ordering data


Pneumatic connection		Nominal width [mm]	Dimensions [mm]					Weight/ piece [g]	Part no.	Type	Pc. <sup>1)</sup>	
For tubing O.D. D1			D5	D6 ∅	L1	L2	L3 max.					⊙
3		1.7	M8x0.75	7	19.5	7	7.5	10	3	153375	QSMS-3	10
4		2.2	M10x1	9	24	9.5	7.5	12	6	★ 153376	QSMS-4	10
										130780	QSMS-4-100	100
6		3.7	M12x1	11	25	11	6	14	9	★ 153377	QSMS-6	10
										130781	QSMS-6-100	100

1) Pack size



## Datasheet

### Push-in cap QSMC

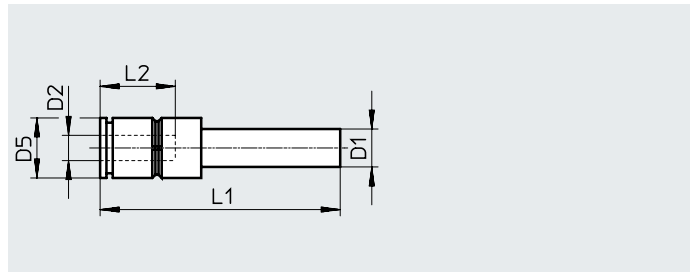


Ordering data		Dimensions [mm]			Weight/ piece	Part no.	Type	Pc. <sup>1)</sup>
Pneumatic connection	For tubing O.D.	D5 ∅	L1		[g]			
D1								
3		6	10.5		0.5	153381	QSMC-3	10

1) Pack size

### Push-in connector QSM-...H

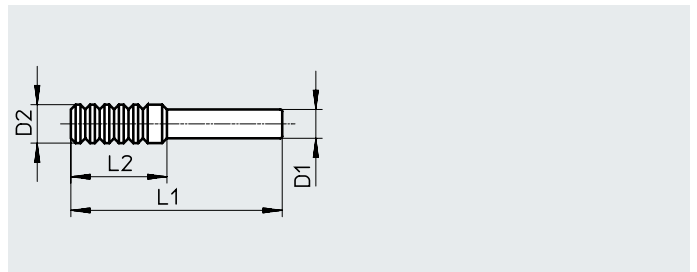
With push-in sleeve



Dimensions and ordering data		Nominal width [mm]	Dimensions [mm]			Weight/ piece [g]	Part no.	Type	Pc. <sup>1)</sup>
Push-in sleeve	For tubing O.D.		D5 ∅	L1	L2				
D1	D2								
QS-3	2	1.1	6	26.3	8.4	0.6	133035	QSM-3H-2	10
QS-4	3	1.7	6	27	9.5	0.8	★ 153328	QSM-4H-3	10
							130762	QSM-4H-3-100	100
QS-6	4	2.6	9	32.6	11.6	2.4	★ 153329	QSM-6H-4	10
							130763	QSM-6H-4-100	100

1) Pack size

### Blanking plug QSMC-...H



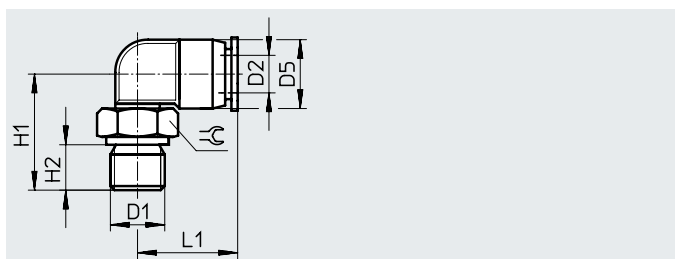
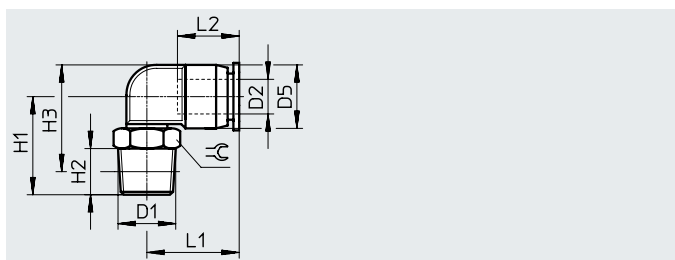
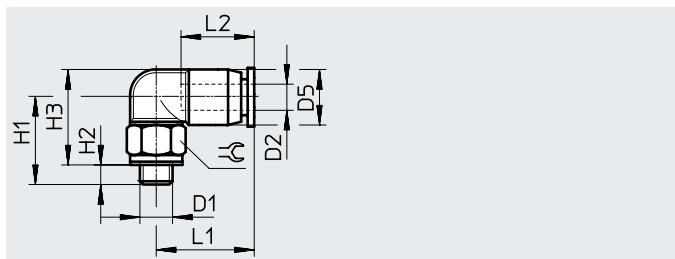
Dimensions and ordering data		Dimensions [mm]			Weight/ piece	Part no.	Type	Pc. <sup>1)</sup>
Pneumatic connection	Push-in sleeve	D2 ∅	L1	L2	[g]			
D1								
QS-2		3	20	10.2	0.1	133036	QSMC-2H	10
QS-3		4	22	10.2	0.2	153382	QSMC-3H	10

1) Pack size

## Datasheet

### Push-in L-fitting QSML

Male thread with external hex, rotatable



#### Dimensions and ordering data

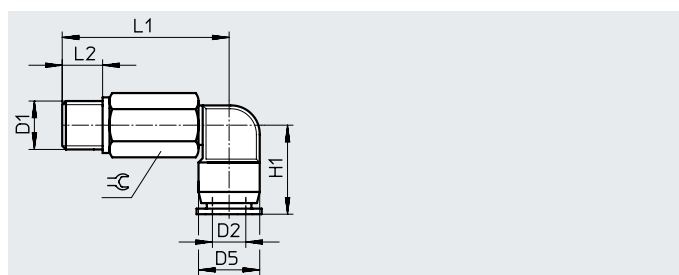
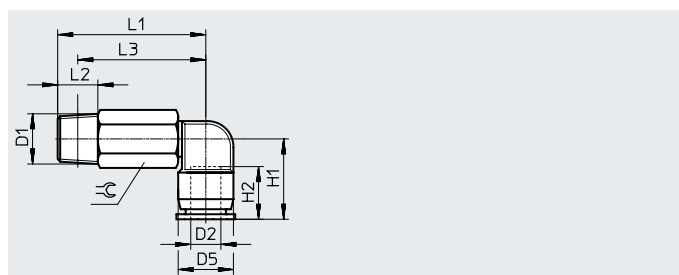
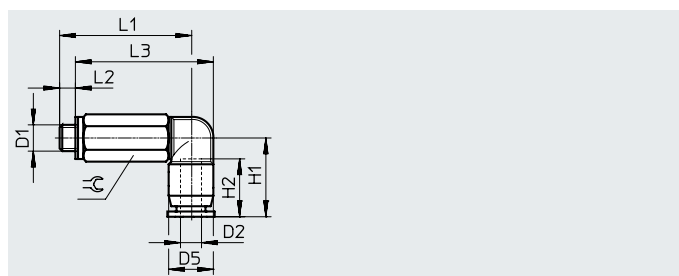
Pneumatic connection		Nominal width	Dimensions [mm]							Weight/ piece	Part no.	Type	Pc. <sup>1)</sup>
Male thread	For tubing O.D.		D5 ∅	H1	H2	H3	L1	L2	⊕				
D1	D2	[mm]								[g]			
<b>Metric thread with sealing ring</b>													
M3	2	0.8	6	12	2.5	12.5	10.3	8.4	5.5	1.4	133030	QSML-M3-2	10
	3		6	12	2.5	12.5	11	9.5	5.5	1.4	153330	QSML-M3-3	10
	4	1.3	8	14	2.5	15.5	15.7	11.6	8	3	★ 153332	QSML-M3-4	10
			8	14	2.5	15.5	15.7	11.6	8	3	130769	QSML-M3-4-100	100
M5	2	0.9	6	13.5	3	13.5	10.3	8.4	8	2.7	133031	QSML-M5-2	10
	3	1.5	6	13.5	3	13.5	11	9.5	8	2.8	153331	QSML-M5-3	10
	4	1.7	8	13.5	3	14.5	15.7	11.6	8	3.4	★ 153333	QSML-M5-4	10
			8	13.5	3	14.5	15.7	11.6	8	3.4	130771	QSML-M5-4-100	100
6	2.1	10.5	14.5	3	16.8	16.3	11.9	8	4.1	★ 153335	QSML-M5-6	10	
											130772	QSML-M5-6-100	100
M7	4	2	8	17	5.5	15.5	15.7	11.6	10	5.6	★ 186352	QSML-M7-4	10
	6	2.4	10.5	19	5.5	18.8	16.3	11.9	10	6.2	130773	QSML-M7-4-100	100
			10.5	19	5.5	18.8	16.3	11.9	10	6.2	★ 186353	QSML-M7-6	10
											130774	QSML-M7-6-100	100
<b>R thread</b>													
R1/8	4	2.5	8.5	16	8	16.3	16	11.5	10	6	★ 153334	QSML-1/8-4	10
		2.5	8.5	16	8	16.3	16	11.5	10	6	130764	QSML-1/8-4-100	100
	6	3.3	11	17	8	18.5	16.5	12	10	7	★ 153336	QSML-1/8-6	10
			11	17	8	18.5	16.5	12	10	7	130765	QSML-1/8-6-100	100
<b>G thread with sealing ring</b>													
G1/8	4	2.5	8	16.5	5.1	-	15.7	-	13	9	★ 186268	QSML-G1/8-4	10
	6	3.3	10.5	17.5	5.1	-	16.3	-	13	9.7	132897	QSML-G1/8-4-100	100
											★ 186269	QSML-G1/8-6	10

1) Pack size

# Datasheet

## Push-in L-fitting, long QSMLL

Male thread with external hex, rotatable



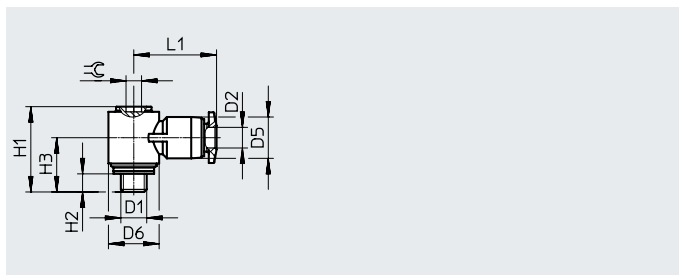
Dimensions and ordering data													
Pneumatic connection		Nominal width	Dimensions [mm]							Weight/ piece	Part no.	Type	Pc. <sup>1)</sup>
Male thread	For tubing O.D.		D5	H1	H2	L1	L2	L3	≅				
D1	D2	[mm]	∅							[g]			
<b>Metric thread with sealing ring</b>													
M3	2	0.8	6	10.3	8.4	19	2.5	19.5	5.5	2.7	133032	QSMLL-M3-2	10
	3	0.9	6	11	9.5	19	2.5	19.5	5.5	2.8	153337	QSMLL-M3-3	10
											133011	QSMLL-M3-3-100	100
	4	1.1	8	15.7	11.6	23	2.5	24.5	8	6.8	153338	QSMLL-M3-4	10
M5	2	0.9	6	10.3	8.4	25	3	25	8	7.6	133033	QSMLL-M5-2	10
	3	1.5	6	11	9.5	25	3	25	8	7.7	130838	QSMLL-M5-3	10
											133012	QSMLL-M5-3-100	100
	4	2	8	15.7	11.6	25	3	26	8	8.3	153339	QSMLL-M5-4	10
											133013	QSMLL-M5-4-100	100
	6	2	10.5	16.3	11.9	26	3	28.3	8	9	153341	QSMLL-M5-6	10
M7	4	2	8	15.7	11.6	29.5	5.5	28	10	14	186354	QSMLL-M7-4	10
											133014	QSMLL-M7-4-100	100
	6	2.4	10.5	16.3	11.9	31.5	5.5	31.3	10	14	186355	QSMLL-M7-6	10
<b>R thread</b>													
R1/8	4	2.3	8.5	15.5	11.5	28.5	8	22	10	13	153340	QSMLL-1/8-4	10
	6	3.1	11	16.5	12	29.5	8	25.5	10	14	153342	QSMLL-1/8-6	10
<b>G thread with sealing ring</b>													
G1/8	4	2.3	8	15.7	-	29	5.1	-	13	23	186270	QSMLL-G1/8-4	10
	6	3.1	10.5	16.3	-	30	5.1	-	13	23	186271	QSMLL-G1/8-6	10

1) Pack size

## Datasheet

### Push-in L-fitting QSMLV...-I

Male thread with internal hex, rotatable

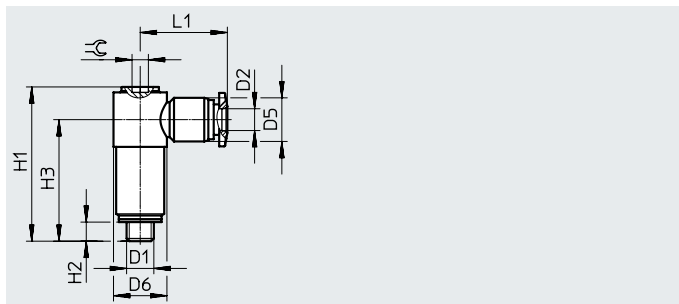


Dimensions and ordering data													
Pneumatic connection		Nominal width [mm]	Dimensions [mm]							Weight/ piece [g]	Part no.	Type	Pc. <sup>1)</sup>
Male thread	For tubing O.D.		D5 ∅	D6 ∅	H1	H2	H3	L1	⊕				
D1	D2												
Metric thread with sealing ring													
M5	3	1.7	8	9.8	16.5	3.5	10.5	16	3	5.1	130830	QSMLV-M5-3-I	10
	4	1.8	8	9.8	16.5	3.5	10.5	16	3	5	130831	QSMLV-M5-4-I	10
M7	4	1.9	8	9.8	18.5	5.5	13.2	16	3	7.4	130832	QSMLV-M7-4-I	10
	6	1.8	10.5	9.8	18.5	5.5	12.5	17.8	3	6.2	130833	QSMLV-M7-6-I	10

1) Pack size

### Push-in L-fitting, long QSMLLV...-I

Male thread with internal hex, rotatable

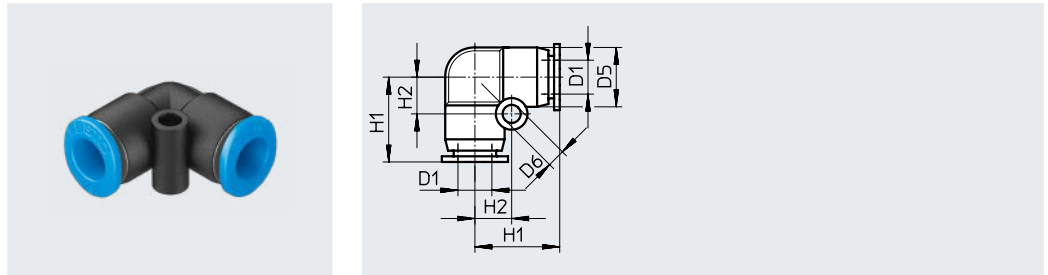


Dimensions and ordering data													
Pneumatic connection		Nominal width [mm]	Dimensions [mm]							Weight/ piece [g]	Part no.	Type	Pc. <sup>1)</sup>
Male thread	For tubing O.D.		D5 ∅	D6 ∅	H1	H2	H3	L1	⊕				
D1	D2												
Metric thread with sealing ring													
M5	3	1.6	8	9.8	28.3	3.5	23	16	3	13	130834	QSMLLV-M5-3-I	10
	4	1.8	8	9.8	28.3	3.5	23	16	3	13	130835	QSMLLV-M5-4-I	10
M7	4	1.9	8	9.8	30.3	5.5	25	16	3	14	130836	QSMLLV-M7-4-I	10
	6	1.9	10.5	9.8	30.3	5.5	24.3	17.8	3	12.4	130837	QSMLLV-M7-6-I	10

1) Pack size

# Datasheet

## Push-in L-connector QSML

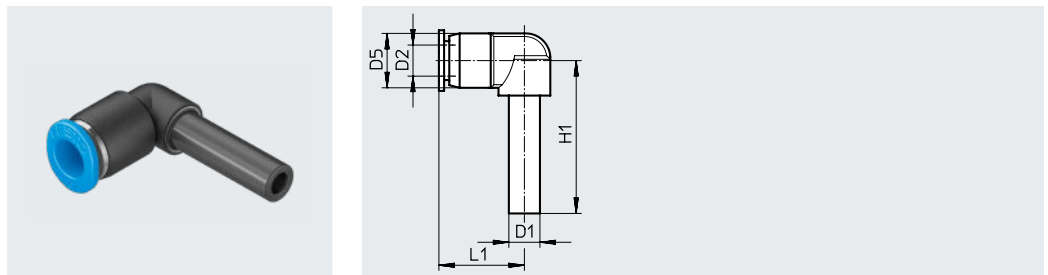


Dimensions and ordering data										
Pneumatic connection		Nominal width	Dimensions [mm]				Weight/ piece	Part no.	Type	Pc. <sup>1)</sup>
For tubing O.D.	D1		D5 ∅	D6 ∅	H1	H2				
	3	1.7	6	3.2	11	4.5	1.5	153343	QSML-3	10
	4	2.5	8	3.2	13.5	5.5	2	★ 153344	QSML-4	10
								130766	QSML-4-100	100
	6	3.4	10.5	3.2	15.5	6.5	4	★ 153345	QSML-6	10
								130767	QSML-6-100	100

1) Pack size

## Push-in L-connector QSML...H

With push-in sleeve



Dimensions and ordering data									
Pneumatic connection		Nominal width	Dimensions [mm]			Weight/ piece	Part no.	Type	Pc. <sup>1)</sup>
Push-in sleeve	For tubing O.D.		D5 ∅	H1	L1				
	3	1.2	9	24	14.7	1.7	153346	QSML-3H	10
	4	1.9	9	25	14.7	1.7	★ 153347	QSML-4H	10
	6						★ 153348	QSML-6H	10
Reducing									
	3	1.7	9	25	14.7	1.7	★ 153349	QSML-4H-3	10
	4	1.9	9	26	14.7	1.9	★ 153350	QSML-6H-4	10

1) Pack size

## Datasheet

### Push-in T-fitting QSMT

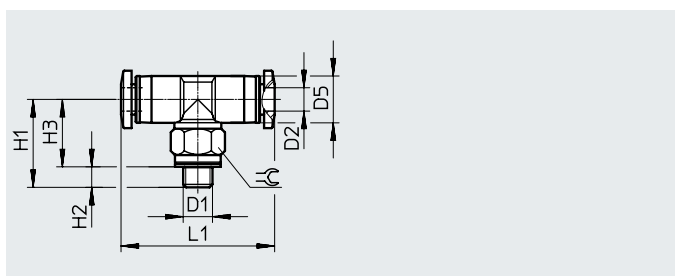
Male thread with external hex, rotatable

No. of supply lines: 1

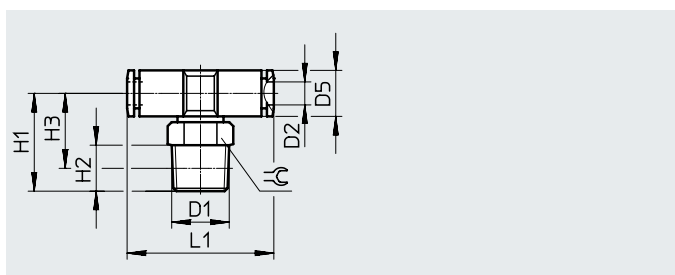
No. of outlets: 2



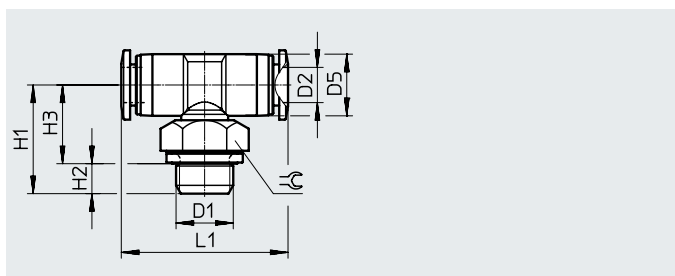
M thread



R thread



G thread



### Dimensions and ordering data

Pneumatic connection		Nominal width [mm]	Dimensions [mm]							Weight/ piece [g]	Part no.	Type	Pc. <sup>1)</sup>
Male thread	For tubing O.D.		D5 ∅	H1	H2	H3	L1	⊕					
D1	D2												
<b>Metric thread with sealing ring</b>													
M3	3	0.9	6	12.8	3.3	9.5	22	5.5	2	153351	QSMT-M3-3	10	
	4	1.3	8	15.8	3.3	12.5	26.2	8	4	153353	QSMT-M3-4	10	
M5	3	1.6	6	14	3.5	10.5	22	8	3.3	153352	QSMT-M5-3	10	
	4	2.2	8	15	3.5	11.5	26.2	8	4.4	153354	QSMT-M5-4	10	
											130784	QSMT-M5-4-100	100
	6	2.1	10.5	16	3.5	12.5	28.4	8	5.6	153356	QSMT-M5-6	10	
										130785	QSMT-M5-6-100	100	
<b>R thread</b>													
R1/8	4	2.4	8.5	17	8	13	27	10	7	153355	QSMT-1/8-4	10	
	6	3.3	11	18	8	14	30	10	8	153357	QSMT-1/8-6	10	
<b>G thread with sealing ring</b>													
G1/8	4	2.4	8	17.5	5.1	12.4	26.2	13	10	186272	QSMT-G1/8-4	10	
	6	3.3	10.5	18.5	5.1	13.4	28.4	13	12	186273	QSMT-G1/8-6	10	

1) Pack size

## Datasheet

### Push-in T-fitting QSMTL

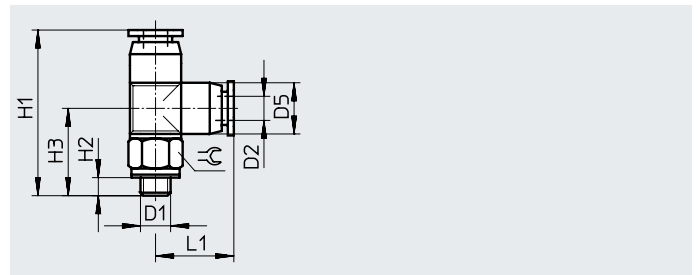
Male thread with external hex, rotatable

No. of supply lines: 1

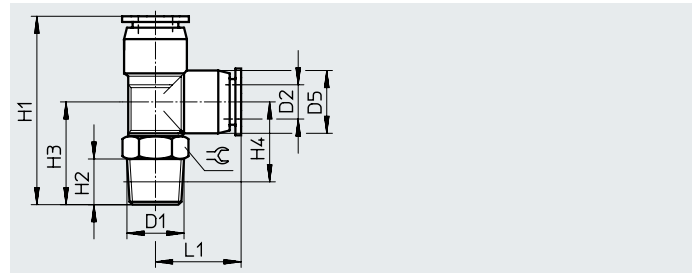
No. of outlets: 2



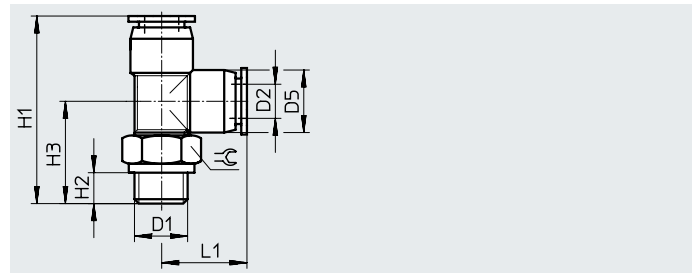
M thread



R thread



G thread



#### Dimensions and ordering data

Pneumatic connection		Nominal width	Dimensions [mm]							Weight/ piece	Part no.	Type	Pc. <sup>1)</sup>
Male thread	For tubing O.D.		D5	H1	H2	H3	H4	L1	≅				
D1	D2	[mm]	∅							[g]			
<b>Metric thread with sealing ring</b>													
M3	3	0.9	6	23.8	3.3	12.8	–	11	5.5	2	153358	QSMTL-M3-3	10
	4	1.1	8	29.5	3.3	15.8	–	13.7	8	4	153360	QSMTL-M3-4	10
M5	3	1.7	6	25	3.5	14	–	11	8	3.3	153359	QSMTL-M5-3	10
	4	1.6	8	28.7	3.5	15	–	13.7	8	4.4	153361	QSMTL-M5-4	10
	6	1.7	10.5	31.3	3.5	16	–	15.3	8	5.7	153363	QSMTL-M5-6	10
<b>R thread</b>													
R1/8	4	2.4	8.5	30	8	17	13	13	10	7	153362	QSMTL-1/8-4	10
	6	3.3	10.5	33	8	18	14	15	10	8.5	153364	QSMTL-1/8-6	10
<b>G thread with sealing ring</b>													
G1/8	4	2.4	8	31.2	5.1	17.5	–	13.7	13	10	186274	QSMTL-G1/8-4	10
	6	3.3	10.5	33.8	5.1	18.5	–	15.3	13	12	186275	QSMTL-G1/8-6	10

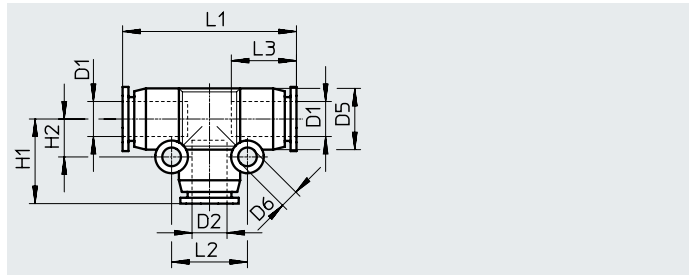
1) Pack size

## Datasheet

### Push-in T-connector QSMT

No. of supply lines: 1

No. of outlets: 2



#### Dimensions and ordering data

Pneumatic connection		Nominal width [mm]	Dimensions [mm]							Weight/ piece [g]	Part no.	Type	Pc. <sup>1)</sup>
For tubing O.D. D1	For tubing O.D. D2		D5 ∅	D6 ∅	H1	H2	L1	L2	L3				
2	2	0.9	6	3.2	10.3	4.5	20.5	9	8.4	1.6	133034	QSMT-2	10
3	3	1.6	6	3.2	11	4.5	22	9	9.5	1.7	153365	QSMT-3	10
4	4	2.4	8	3.2	13.7	5.6	27.3	11.2	11.6	3.3	★ 153366	QSMT-4	10
											130782	QSMT-4-100	100
6	6	3.4	10.5	3.2	15.3	6.6	30.5	13.2	11.9	5.3	★ 153367	QSMT-6	10
											130783	QSMT-6-100	100
<b>Reducing</b>													
4	3	1.7	8	3.2	13	5.5	27	11	11.5	3.5	★ 153368	QSMT-4-3	10
6	4	2.6	10.5	3.2	15	6.5	30	13	12	4	★ 153369	QSMT-6-4	10

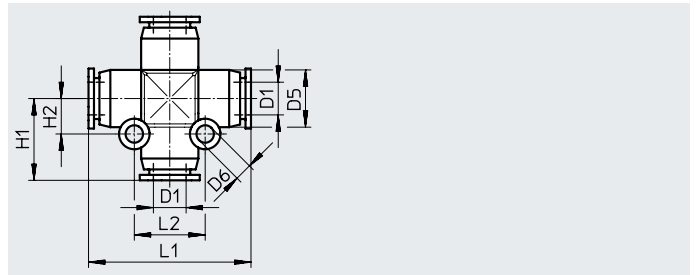
1) Pack size



## Datasheet

**Push-in X-connector QSMX**

No. of supply lines: 1  
No. of outlets: 3

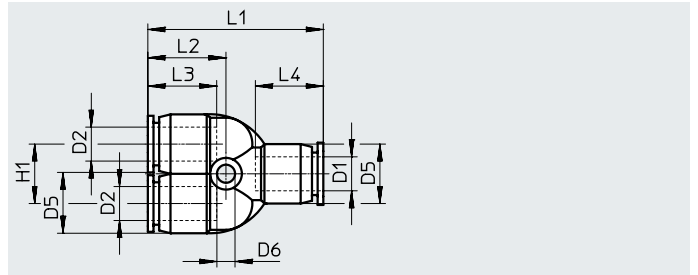

**Dimensions and ordering data**

Pneumatic connection		Nominal width	Dimensions [mm]					Weight/ piece	Part no.	Type	Pc. <sup>1)</sup>	
For tubing O.D.	D1		D5 ∅	D6 ∅	H1	H2	L1					L2
		[mm]							[g]			
	3	1.7	8	3.2	13.5	5.5	27	11	4	153378	QSMX-3	10
	4	2.5	8	3.2	13.5	5.5	27	11	4	153379	QSMX-4	10
	6	3.3	10.5	3.2	15.5	6.5	31	13	5	153380	QSMX-6	10

1) Pack size

**Push-in Y-connector QSMY**

No. of supply lines: 1  
No. of outlets: 2


**Dimensions and ordering data**

Pneumatic connection		Nominal width	Dimensions [mm]							Weight/ piece	Part no.	Type	Pc. <sup>1)</sup>
For tubing O.D.	For tubing O.D.		D5 ∅	D6 ∅	H1	L1	L2	L3	L4				
D1	D2	[mm]								[g]			
2	2	0.9	6	3.2	6.5	19.5	11.8	8.4	8.4	1.7	133037	QSMY-2	10
3	3	1.6	8	3.2	8	28.8	13.2	11.6	11.6	3.7	153370	QSMY-3	10
4	4	1.7	8	3.2	8	28.8	13.2	11.6	11.6	3.5	★ 153371	QSMY-4	10
											130786	QSMY-4-100	100
6	6	2.9	10.5	3.2	10.5	31.6	14.3	11.9	11.9	5.5	★ 153372	QSMY-6	10
											130787	QSMY-6-100	100
<b>Reducing</b>													
4	3	1.6	8	3.2	8	28.8	13.2	11.6	11.6	3.6	★ 153373	QSMY-4-3	10
6	4	2.3	10.5	3.2	10.5	31.5	14.2	11.6	11.9	5.3	★ 153374	QSMY-6-4	10

1) Pack size

## Accessories

### Releasing tool QSO

Releasing tool for disconnecting tubing from the plug-in connection in locations that are difficult to access.



#### Dimensions and ordering data

For tubing O.D.

	Weight/ piece [g]	Part no.	Type
4, 6, 8, 10	13	158419	QSO